

THE DRIFTWOOD



Official Newsletter of the Beachcombers Photography Club

January 2011

(The Beachcombers Photography Club is affiliated with the PSSA)



Photographer: Jane Ferraris – *karoo oasis* – overall winner of our January 2011 Club Competition.

To visit our website, go to <http://www.beachcombersclub.co.za/>

To email us: beachcombers.photography@gmail.com

TABLE OF CONTENTS

1. Themes for 2011	2
2. Photo Tips	3
3. Workshops.....	9
4. Upcoming Events	10
5. Salons 2010.....	11
6. Honorary Members.....	13
7. Buying or selling?	14
8. Member News	15
9. Promotions	16
10. Last laugh.....	17
11. The Committee.....	17

1. Themes for 2011

MONTH	THEME	VENUE	DATE
January	Wildlife	NSRI	11 Jan 2011
February	Practical	NSRI	1 Feb 2011
March	Audio-visual	NSRI	1 Mar 2011
April	Portraits	Empangeni Country Club	5 Apr 2011
May	Photo Journalism	NSRI	3 May 2011
June	Scapes	Empangeni Country Club	7 Jun 2011
July	Spots	NSRI	5 Jul 2011
August	Beach	Empangeni Country Club	2 Aug 2011
September	Practical	NSRI	6 Sep 2011
October	Sport	Empangeni Country Club	4 Oct 2011
November	People	NSRI	1 Nov 2011
December	Year End Function	To be confirmed	6 Dec 2011

2. Photo Tips

Organizing your photos on your PC: Adobe Photoshop Lightroom

From Wikipedia, the free encyclopedia

http://en.wikipedia.org/wiki/Adobe_Photoshop_Lightroom

Adobe Photoshop Lightroom



Lightroom 2.0 on [Windows XP](#)

Developer(s)	Adobe Systems
Stable release	3.3 / December 7, 2010; 2 months ago
Operating system	Mac OS X , Microsoft Windows
Type	Photo Post-Production
License	Proprietary
Website	Adobe Photoshop Lightroom Homepage

Adobe Photoshop Lightroom is a [photography software program](#) developed by [Adobe Systems](#) for [Mac OS X](#) and [Microsoft Windows](#), designed to assist [Adobe Photoshop](#) users in managing thousands of digital images and doing post production work. It is not a [file browser](#) like [Adobe Bridge](#), but rather an image management application database which helps in viewing, editing, and managing digital photos, the same way photographers used to do in the non-digital world.

History

In 2002, veteran Photoshop developer **Mark Hamburg** began a new project, code-named "Shadowland". Hamburg reached out to Andrei Herasimchuk, former interface designer for the Adobe Creative Suite, to get the project off the ground.^[1] The new project was a deliberate departure from many of Adobe's established conventions. 40% of Photoshop Lightroom is written using the **Lua** scripting language. After a few years of research by Hamburg, Herasimchuk, Sandy Alves, the former interface designer on the Photoshop team, and Grace Kim, a product researcher at Adobe, the Shadowland project got momentum around 2004. Herasimchuk chose to leave Adobe Systems at that time to start a design company in the Valley, and then Hamburg chose **Phil Clevenger**, a former associate of **Kai Krause's**, to create a new look for the application.^[1]

Photoshop Lightroom's (LR) engineering talent is based largely in Minnesota, comprising the team that had already created Adobe's **ImageReady** application. **Troy Gaul**, **Melissa Gaul**, and the rest of their crew (reportedly known as the "Minnesota Phats"^[2]), along with Hamburg, developed the architecture behind the application. George Jardine, a skilled photographer and previous Adobe evangelist, rounded out the early team, filling the Product Manager role.^[1]

Version 1.0

On January 29, 2007, Adobe announced that Lightroom would be shipping on February 19, 2007. US list pricing was set at \$299. The UK retail price was £199.

Lightroom v1.x is not updated when an upgrade to v2 is installed; a new serial number is required, too.

Version 2.0

Adobe Photoshop Lightroom 2.0 Beta was advertised in official emails from Adobe in April 2008. New features include:

- Localized corrections (edit specific parts of an image)
- Improved organization tools
- Multiple monitor support
- Flexible printing options
- 64-bit support

The official release of Lightroom v2 was on July 29, 2008, along with the release of Adobe Camera Raw v4.5 and DNG Converter 4.5. Adobe has added DNG Camera Profiling to both releases. This technology allows custom camera colour profiles, or looks, to be created by the user and saved. It also allows profiles matching the creative styles built in to cameras to be replicated. Adobe released a complete set of such Camera Profiles for Nikon and Canon models, in addition to basic Standard Profiles for all supported makes and models, through Adobe Labs, at the same time as the Lightroom v2 release. This technology is open to all programs compliant with the DNG file format standard.

Version 3.0

Adobe Photoshop Lightroom 3.0 beta was released on October 22, 2009. New features include:^[4]

- New chroma noise reduction

- Improved sharpening tool
- New import pseudo module
- Watermarking
- Grain
- Publish services
- Custom package for print

On March 23, 2010, Adobe released a second beta, which added the following features:

- New luminance noise reduction
- Tethered shooting for selected Nikon and Canon cameras
- Basic video file support
- Point curve

Although not included in any beta release, version 3 also contains built-in lens correction and perspective control.^[5]

The final version was released on June 8, 2010 with no major new functionality added. It had all the features included in the betas, added the lens corrections and perspective transformations and a few more improvements and performance optimizations.

Features

Unlike traditional image editing software, Photoshop Lightroom is focused on the following workflow steps:

- Library – image collection review and organization - similar in concept to the 'Organizer' in [Adobe Photoshop Elements](#)
- Develop – non-destructive [RAW](#) and JPEG file editing
- Slideshow – tools and export features
- Print – layout options and preferences
- Web – automatic gallery creation and upload

The Develop module has a number of standard presets for colour correction or effects and supports the sharing of custom presets online. Another often used feature in the Develop module is the ability to synchronize the edits from one particular photo to the whole selection.

To download a free trial version go to:

https://www.adobe.com/cfusion/tdrc/index.cfm?product=photoshop_lightroom

**From: <http://www.adobe.com/products/photoshoplightroom/about/>
What is Lightroom?**

Adobe® Photoshop® Lightroom® 3 software unites your digital photography essentials in one fast and intuitive package. Create something beautiful. Express your vision. Move your audience.

Lightroom gets you there with the tools you need to create great images, manage all your photographs, and showcase them with style and impact.

- [Create brilliant images](#)
- [Streamline your digital photography](#)
- [Make an impact](#)
- [Professionals: Boost your bottom line](#)



Create brilliant images

Above all, it's your images that matter. Make them as great as you imagined they could be using the leading-edge image processing tools in Lightroom. From sophisticated exposure and color controls to superior noise reduction and sharpening, Lightroom provides what you need to create stunning photographs.

State-of-the-art editing tools

Create the perfect look for every image whether you shoot raw or JPEG — Lightroom includes a comprehensive range of leading-edge image processing tools. Make precise overall adjustments to color and contrast, use a flexible brush to edit targeted areas of your photo, convert to black-and-white, reduce noise, adjust sharpness, and much more.

Develop presets

Apply your favorite looks — including complex sets of adjustments — with a single click using presets. Many are included, and you can create and save your own.

Nondestructive editing

Experiment fearlessly with as many image-editing controls, enhancements, and looks as you like. Lightroom is a nondestructive environment that encourages your creative exploration. Your original images are safely unaltered, and it's easy to reverse your steps or save multiple versions of any photograph.

Adobe Photoshop CS5 integration

Select multiple photos in Lightroom and easily open them in Photoshop CS5 to merge them into a panorama, a high dynamic range (HDR) photo, or a creative composite. See your edits immediately back in Lightroom.



STREAMLINE YOUR DIGITAL PHOTOGRAPHY

Lightroom boosts your creativity and saves you time. Built to be fast, intuitive, and easy to use, it's the efficient assistant you need — one set of powerful tools for your photography tasks, whether you're adjusting one image, searching for ten, processing hundreds, or organizing thousands.

Your photography essentials in one package

Quickly achieve the best from your photography with proven, refined software that provides efficient tools for all your photography tasks. You can edit, manage, and showcase all your images with one integrated solution.

Intuitive environment

Enjoy the freedom, creativity, and productivity that comes from working within an intuitive environment perfectly designed for the job. The controls of Lightroom are easy to master and let you breeze through your photography tasks quickly and smoothly.

Highly tuned performance and design

Quickly edit one photograph or work efficiently with libraries of up to hundreds of thousands of images. The already speedy performance of Lightroom has been accelerated even further in Lightroom 3. Import images faster and easier. Apply the same Develop settings to all photos in a group at once using presets or the sync feature.

Efficient image viewing and selecting

See, evaluate, and select your images quickly and clearly with flexible image viewing features. Instantly magnify one image or compare several. Even hide the background and application interface so that you can focus on what matters most — your images.

Image management

Get organized and find images quickly with powerful asset management features. Easily group photos into collections, quickly assign searchable ratings and keywords to one image or hundreds, manage your library across multiple drives, and sort or search for photos using many different criteria.

The Lightroom community

Trade tips, experience, Develop presets, and more with a thriving worldwide community of Lightroom users and photographers just like you in many venues online and offline.



Make an impact

You shot your images because they had meaning. Use Lightroom to communicate that meaning with style and impact. Create customized print packages, dynamic slide show videos with music, and elegant web galleries. And showcase your images online using new, streamlined integration with photo-sharing sites.

Customized print layouts

Easily showcase your photos at their best with a top-quality printing engine and customized print layouts that let you print several copies of one or multiple images on a single sheet of paper.

Easy-to-share slide show videos with music

Show your images to clients, friends, or family with more style and flair using elegant slide shows with music — share them easily by exporting them as videos, even in high definition.

Flexible online publishing for sharing photos and feedback

Easily showcase your work and keep your web images fresh by posting your images online directly from within the Lightroom Library. Two-way support — for uploading and for seeing online feedback in your Lightroom Library — is already built in for Facebook, SmugMug, and Flickr, a Yahoo! service.



Professionals: Boost your bottom line

Lightroom is an invaluable assistant for professional photographers. You're juggling deadlines, processing and delivering proofs, soliciting client feedback, generating finished images, and marketing yourself and your work. Use Lightroom to do it all better and faster.

More time for shooting and marketing

Free up time so you can shoot more and expend more effort on promoting yourself and your photography. Import and review images quickly; generate proofs with timesaving batch operations; easily print or upload them for feedback and approval; perfect and deliver your client's picks. Lightroom handles your whole post-shoot workflow in one fast, intuitive application.

More options for marketing your work

Market your work with more impact using the comprehensive output options in Lightroom. Create customized print packages and elegant, easy-to-share slide show videos with audio. Easily maintain a fresh, constantly updated web portfolio with flexible online publishing features that let you easily post images to your own web site or selected photo-sharing sites.

3. Workshops



Visit www.limephoto.co.za/Work.html for info on workshops hosted by photographer Emil von Maltitz. One of his workshops is the Drakensberg Amphitheatre Experience with workshop dates:

21 – 24 Feb. 2011

18 – 21 Mar 2011

13 – 15 May 2011

You can also visit his blog at <http://www.emilvonmaltitz.blogspot.com/>

Visit <http://www.wildlifephotography.co.za/> for info on workshops hosted by Albert Froneman and Chris van Rooyen.

Instructional photo workshop - Giant's Castle



Start Date: 2011-06-26

End Date: 2011-06-28

Length: 2 nights / 3 days

Venue: Giants Castle Game Reserve - KwaZulu-Natal

[Click here for more information](#)

Visit <http://www.cavern.co.za/photographic.php> for info on the

Drakensberg Photographic Workshop

2011 Dates:

4-6 March

20-22 May

12-14 Aug

Cost: R1580 pps

Derek and Norma Pearman will be hosts at the Cavern's Drakensberg photographic workshop. There is no couple more active in photography than Derek and Norma. Derek has served as PRO, Vice President and President of the Photographic Society for over 20 years, and both he and Norma have been taking photographs since their school days over 30 years ago.

Over the years the Pearmans have shared their adventures, knowledge and skills with other photographers by judging, giving lectures and holding workshops at camera clubs around the country. They also organise numerous events run by the Photographic Society such as regional conferences and the annual PSSA Congress.

Norma teaches photography skills at flower clubs while Derek does the same for Wildlife Society members. He recently instructed groups of game rangers at the Pilansberg Nature Reserve and Londolozi Game Reserve on basic photographic techniques. Derek regularly lectures on photography to media students at the Johannesburg Technikon and has given courses to over 200 students at the University of Pretoria. Derek and Norma have presented several Basic Photography workshops, with Norma's floral photography workshops being especially popular.

Derek and Norma invite you to join them for a weekend photographic workshop in the beautiful setting of The Cavern.

The workshop, from basic to advanced, will encompass:

- Understanding 'your' equipment. Film or digital welcome.
- Composition and adding impact to your pictures
- Creative use of filters
- Macro using flashing
- Multi-exposure and other tricks
- Night photography
- The secret of using light
- The art of seeing and creating a photograph

Costs: Please see the activities calendar for costs.

Please contact Derek via e-mail to photoman@lantic.net or telephone 083 274 3781 or 011 391 5191 (evenings) if you have any questions regarding the workshop.

DEREK PEARMAN HON. FPSSA, FPSSA

NORMA PEARMAN FPSSA

Cell: 083-274-3781

E-Mail: photoman@lantic.net

4. Upcoming Events

Our Next Meeting

Our next club meeting will be held on Tuesday, 1st February 2011 at the NSRI in Richards Bay at 18h00. This will be a practical – the Beachcombers Sharpshooters - so bring your cameras along! There will be 5 teams and we will be downloading the images you take and still judge them all in one evening. There will also be a braai afterwards, so this meeting is not to be missed!

The Next Special Interest Group Meeting

The Committee has decided to implement Special Interest Groups (SIG) that will meet once a month additional to our normal Club meetings for those who want to learn more about specific areas of photography. It will give members the chance to learn from each other, go to different places to take photographs and get to use equipment that they may not have access to. There will be a coordinator for each group who will arrange the meetings/ outings.


The SIG's will be as follows:


Macro Photography with coordinator Hendrik Louw
 Studio Photography with coordinator Manie Combrinck
 Wildlife Photography with coordinator Sias van Schalkwyk
 Photoshop with coordinator to be announced.


The next meeting will be held in February 2011. We will keep you informed per email.

5. Salons 2010


Get all the information on the upcoming salons from the PSSA website at www.pssa.co.za. We also wish to remind you that a trophy is awarded to the Club member who receives the most number of Salon acceptances during the year. You must therefore ensure that you enter as many salons as possible. You also need salon acceptances to be promoted from three to four star and four to five star.

FEBRUARY 2011	SALON	Bethlehem Fotografieklub Digitale Salon
	COUNTRY	Bethlehem, South Africa
	CLOSING DATE	19th February 2011
	JUDGING DATE	
	INFO	<p>Salon Director: Kobus Potgieter FPSSA 082 663 1044 (c)</p> <p>Categories:</p> <ul style="list-style-type: none"> •A) Nature – excl. birds & landscapes •B) Nature – birds only •C) Landscapes •D) People •E) Pictorial •F) Picture set (min. 3, max. 4 images) <p>Entry Form</p> <div style="text-align: center;">  <p>http://www.pssa.co.za/index.php?option=com_jdownloads&Itemid=172&view=summary&cid=162&catid=45</p> </div>

FEBRUARY 2011	SALON	PSSA International Salon
	COUNTRY	South Africa
	CLOSING DATE	28 February 2011
	JUDGING DATE	
	INFO	<p>Salon Director: Jill Sneesby</p> <p>Categories:</p> <ul style="list-style-type: none"> •Nature •People of the world •Open <p>Entry Form</p> <div style="text-align: center;">  <p>http://www.pssa.co.za/index.php?option=com_jdownloads&Itemid=172&view=summary&cid=139&catid=41</p> </div>

MARCH 2011	SALON	Third MFFC Audio-Visual Salon 2011
	COUNTRY	Wonderboom, South Africa
	CLOSING DATE	1st March 2011
	JUDGING DATE	
	INFO	<p>Salon Director: Dr Jeff Morris LRPS APSSA Tel: 082 840 5459 / 012 803 2105</p> <p>Categories:</p> <ul style="list-style-type: none"> • Documentary & tourism • Theme and fiction • Music, poetry and song • Humor <p>More information at: http://sites.google.com/site/mffcavsalons/Home/mffcavsalon2011/</p> <p>Entry Form</p>  Download now

MARCH 2011	SALON	EPINAL AV Salon
	COUNTRY	South Africa
	CLOSING DATE	13 March 2011
	JUDGING DATE	
	INFO	<p>This is an international Audio-visual salon</p> <p>PSSA Contact person: Jeff Morris Telephone: 082 840 5459</p> <p>Salon Website http://diapimages.free.fr/spip.php?article153</p>

MARCH 2011	SALON	CERPS 1st National Digital Salon
	COUNTRY	South Africa
	CLOSING DATE	19 March 2011
	JUDGING DATE	
	INFO	<p>Salon Director: Percy Mitchell mitchell0@absamail.co.za 082 575 7401 (c)</p> <p>Categories</p> <ul style="list-style-type: none"> • Nature General - No Birds • Nature - Birds Only • Pictorial - Open • Pictorial - Human Portraits • Pictorial - Sport • Pictorial- Monochrome <p>Rules and Regulations</p>  <p>http://www.pssa.co.za/index.php?option=com_jdownloads&Itemid=172&view=summary&cid=168&catid=47</p>

6. Honorary Members

Last year the Beachcombers club awarded honorary membership to professional photographer Thys van der Merwe, who kindly often shares his expertise with us. This year we are joined by another great mind and another well-known Zululander – Dave Savides – the editor of the Zululand Observer. Thank you both, for enriching our Club with your acceptance of membership!



A bit more on Dave:

He is married to Liz – they have been married for 39 years. They have two married sons in the UK and one married daughter in Australia (dodging cyclones). They are blessed with three grand-children. Dave is the Editor of the Zululand Observer. Dave serves on the CPF Executive Committee. He is also an Ezemvelo KZN Wildlife Honorary Officer. Furthermore he is an Ordained Minister (he previously taught Biblical languages). He is also a Marriage Officer and counsellor, a sport lover and according to himself a very average photographer but loves photography.



A bit more on Thys:


(Info and photo from his website <http://www.vividafrica.co.za/>)

My interest in photography has started during my school years already when I got a very old Yashica Mat camera from my dad as well as some ancient darkroom equipment. The experience of seeing my first pictures magically appear in the developer tray in the dim light of the darkroom light got me hooked on this 'photography' thing forever. Growing up on a farm and living for the bush, it was only logical that my interest in photography got more and more centered around nature and wildlife. Photography today is all about knowing your subject and loads of patience. Being there at the right time and place with the right equipment takes time and practice; not just buying the best and most expensive

camera gear in town.

Having been published in several magazines and books all over the world or winning awards has its rewards (it is a great feeling when you open a magazine or book and see your work there) but this is not just another job; it is an absolute passion and a way of life.

7. Buying or selling?



NOTE POSTED BY FAROUK KAHN

I'm looking for an viewfinder for my 350D. Also I'm looking for a 350D body.

If you know where to get the above, or if you are selling yours, please contact Farouk at: farouk9168@gmail.com

NOTE POSTED BY THYS VAN DER MERWE

Canon EOS 1d MarkII camera for sale. Professional camera: 8.2 Megapixel, 8.5 Frames per second. Camera in excellent condition with charger, battery and dc connector in original box. Price: **R9000.** (I have 2 available). Contact Thys van der Merwe: thys@vividafrika.co.za Tel: 083 441 3108



NOTE POSTED BY CHRISSY CHRICHTON

Does anyone have or know where I can get a Canon Digital IXUSUS 860 IS?

Chrissy Crichton
Cell: 083 519 3003



8. Member News

8.1 January Club Competition

Congratulations to all the winners and COM recipients of our January Club Competition. Here are the images:



Barbara van Rooyen – Stoffel – open novice winner



Barbara van Rooyen – itchy ear – theme overall & novice winner



Gavin Fordham – hot paint



Hendrik Louw – angry banana bat – theme advanced winner



Hendrik Louw – healthy surfskiing



Peter Martin – another dragonfly

Jane Ferraris – Kalahari oasis – open advanced & overall winner - see our front page for image.

8.2 Wild and Amarula Capture the Sunset competition – Manie Combrinck

One of Manie's images – see below - has been chosen as a featured finalist for the Wild and Amarula Capture the Sunset competition. It will be featured in the March (Autumn) issue of the Wild Card magazine. Manie also won an Amarula hamper to the value of R1000. A further round remains - a grand prize will be announced on 1 June 2011. Let's hold our thumbs for Manie!



9. Promotions

Congratulations to our members on the following promotions:

From 1 to 2 star:

Marnus Combrinck

From 2 to 3 star:

Mark Sanders

From 3 to 4 star:

Danie Nell

The clubs 3rd 5 star Masters:

Peter Martin

Well done and keep snapping.



10. Last laugh

<http://www.whattheduck.net>

What The Duck



WTD 1128 : "Vanishing Point"

© 2010 Aaron Johnson

11. The Committee

<p>President: Manie Combrinck Cell: 082 490 5075</p> 	<p>Vice President & Finances: Annett Nell Cell: 083 630 7613</p> 	<p>Secretary: Marthie Combrinck Cell: 082 879 9249</p> 
<p>Web Master: Sias van Schalkwyk Cell: 083 2299258</p> 	<p>Driftwood Editor: Nada Crafford Cell: 082 8997658</p> 	

Please email any information that other members might find interesting to me at nadacrafford@gmail.com so that it can be put in the Driftwood.