

# THE DRIFTWOOD



Official Newsletter of the Beachcombers Photography Club

August 2011

(The Beachcombers Photography Club is affiliated with the PSSA)



Photographer: Peter Martin Æ fairlane Æ received an acceptance at the recent Highveld Digital Salon.

To visit our website, go to <http://www.beachcombersclub.co.za/>

To email us: [beachcombers.photography@gmail.com](mailto:beachcombers.photography@gmail.com)

## TABLE OF CONTENTS

1. Themes for 2011 .....	2
2. Theme Talk.....	3
3. Workshops.....	8
4. Competitions.....	10
5. Upcoming Events .....	11
6. iMfolozi Mountain Bike Challenge Feedback.....	13
7. Salons 2010.....	16
8. Member News .....	19
8.1 August Club Competition .....	19
8.2 Beachcombers Club Members.....	22
i È H Á P ^ } á   ã \ Á Š [ Weg/Go Magazine. ~ [ .   . ã [ . Á . ã . } . Á .	25
9. Buying or selling? .....	25
10. Last laugh.....	26
11. The Committee .....	27

### 1. Themes for 2011



Please note that we have swapped September and November around . the practical  
 , ã | | Á } [ , Á c æ \ ^ Á ] | æ & ^ Á ã } Á P [ ç ^ { à ^ ! Á æ } á Á P [ ç ^ { á  
 September.

MONTH	THEME	VENUE	DATE
August	Beach	Mondi Sports Grounds conference room (Woodpeckers)	<b>2 Aug 2011</b>
September	People	Mondi Sports Grounds conference room (Woodpeckers)	<b>6 Sep 2011</b>
October	Sport	Mondi Sports Grounds conference room (Woodpeckers)	<b>4 Oct 2011</b>
November	Practical	Mondi Sports Grounds conference room (Woodpeckers)	<b>1 Nov 2011</b>
December	Year End Function	To be confirmed	<b>6 Dec 2011</b>



**PLEASE NOTE THAT WE HAVE A NEW VENUE. FOR DETAILS & MAPS GO TO:**  
<http://www.beachcombersclub.co.za/events2010.html>

## 2. Theme Talk

### What Makes a Good Sports Action Photo?

July 25, 2009 By Scott Richardson

<http://www.scottrichardsonphotography.com/2009/07/25/what-makes-a-good-sports-action-photo/>


What makes a good sports action photo? What am I trying to capture every time I go out to shoot a sports event? What to look for in a good sports photo. When I am finished shooting an event, it can often take me several hours to go through all of the photos to choose the ones that fit the criteria described below. My goal in going through all of this work is to provide the highest quality photos from which to choose.

#### Faces

This almost goes without saying, but when shooting pictures for parents, grandparents or other family members, you have to capture the face in the photo. If the picture is a distant wide-angle shot, then the parent may not even know that they are looking at their own child. Even though the action may be good, a picture from behind that shows the back of the head does not evoke the same emotional response as when seeing faces.



This photo taken from too long a distance and you recognize your child in this photo?



from the other end of the field! It has decent action, is sharp and is punch:


This next shot is much better, we have faces!



**Ball**

Œ| [ } \* Á , ã c @Á ~ æ & ^ • Ê Á ã c q • Á } [ ! { æ | | ^ Á \* [ [ á Á c [ Á æ | • [ Á c |

a ball, that is). Showing the ball gives more context as to what is going on in the photo and is many times the source of conflict between opposing players.



P ^ | ^ q • Á æ Á • @[ c Á , ã c @Á • [ { ^ Á \* [ [ á

no ball. What happened? Did he make the shot or miss it? ù ã } & ^ Á c @ ^ Á à æ | | Á ã • Á } [ c Á ç ã • ã à

what happened here:

## Conflict and Emotion

I grouped these two items together since they are intertwined during play. A good sports photo will show the emotion of the athlete during that moment in the competition and often the source of that emotion will be conflict. Since emotion is shown mainly by facial expression, this is another good reason to show the faces in the photo. A good photo should depict intensity, anger, sadness, joy, frustration, regret or whatever the subject is showing at the time.



Left: Great emotion and conflict; someone else wants it.

Below: There is no greater emotion than joy at the moment of victory!



## Action

Again, it almost goes without saying that a sports *action* photo should contain some action. Sports is all about action and no one wants to see a boring photo with everyone standing around. Ideally the shot should capture the peak of the action; this is what separates the so-so from the better photographers. Better photographers know the game they are shooting and also know how to time their shots to capture that peak action.

However, there is a type of photo that many parents love: The term *sportrait* is a & [ { à ã } æc ã [ } Á [ ~ Á • ] [ ! c • Á æ } á Á ] [ ! c ! æã c Á æ } á Á } [ ! { æ | | ^ æ& c ã [ } + Á • [ ! c Á [ ~ Á ] [ • ^ È

V @ã • Á • @[ c Á ã • Á \ ã } á Á [ ~ Á æÁ { ~ } á æ } ^ Á • @[ c Á c @æc Á ! ^ æ | | ^ action, but nowhere near any sort of peak action that is desirable:



Above Right: This shot, taken from rather an unusual angle for a basketball photo, has great peak action, shows the ball and also has all the faces visible:



P ^ | ^ Á ã • Á æ } Á ^ ¢ æ { ] | ^ Á [ ~ Á æ Á % º • ] [ | c | æ ã c  
represent a good look at the athlete in a typical pose for the sport:

**Technical** (tight zoom, cropping, lighting, focus, background, color/white balance, noise)

A photo may have all of the attributes as discussed above, but if there is a glaring technical problem then that could spoil the entire picture. Here is a quick summary of some technical aspects of a photograph to consider:

- < Focus- the main subject of the image should be in sharp focus. However, sometimes motion blur can be used effectively to show motion.
- < Lighting/Exposure - the subject should be easily visible and not hidden in a deep shadow or lost in the highlights.
- < Background . the background should not be a distraction from the main subject of the photo.
- < Color . the color of the subject should be natural. It can be very easy, especially when shooting indoors under certain kinds of lights, to produce a shot where the white balance is substantially off and people have a greenish or other color cast to them.
- < Subject size . the main subject should fill a substantial portion of the photo; there should not be a large amount of excess space around the subject.
- < Distractions . items that detract from the main subject or action should be cropped out of the picture.
- < Noise . the picture should not be overly noisy or grainy. Excess noise is almost always a result of shooting at high ISOs or underexposing an image. Sometimes shooting at high ISOs is unavoidable (indoor sports, for example) in order to get a high shutter speed, but there are ways of reducing this noise during final processing of the picture. However, noise reduction can be overdone resultã } \* Á ã } Á æÁ %o] | æ• c ã & + Á ~ ~ æ| ã c ^ Á c [ be avoided.

Below Left: P ^ ; ^ q • Á æÁ • @[ c Á c @æc Á ã | | ~ • c ! æc ^ Á • ^ ç ^ ! æ| Á [ ~ Á c any faces, has some background distractions (referee & light pole) and does not have the best lighting.



Below Right: This shot contains some strong back-lighting, resulting in a photo that is not very pleasing:



Ü ^ { ^ { à ^ ! Ê Á c @^ • ^ Á æ! ^ Á [ } | ^ Á { ^ Á [ ] ã } ã [ } • Á æ• Á c [ Á , @æc sure that you will get a different answer for each person you ask.

### 3. Workshops



One of the best ways to improve your wildlife photography is to attend workshop and head out into the field with like-minded people led by professional, knowledgeable and experienced photographers.

Fancy Photographic equipment alone does not make for good photographs, it has more to do with the person operating it.

African Photographic Adventures in conjunction with Photo Africa and Moya Wa Tenga will be conducting two day wildlife photography workshops which will give you the technical knowledge, creative inspiration and confidence to set your passion in motion, be able to take your photography to the next level and enjoy it at the same time.

#### The Workshop

During *day one* we will look at the technical, creative and ethical aspects of wildlife photography.

*Topics we will cover include:*

- < Principles and ethics of wildlife photography
- < Equipment choices and how they will affect your images
- < Correct versus creative exposure in wildlife photography
- < Composition in wildlife photography
- < Difficult lighting situations
- < Working your subject and telling a visual story
- < Processing and managing your wildlife images

*Day two* of the photographic workshop includes a day photographing wildlife in the Kruger National Park, accompanied by a professional wildlife photographer and guide.

We start off early in the morning in our open game drive vehicle in order to get to the park as the gates open and in the best light of the day. We will spend some time at some of the hides within the park to concentrate on some bird photography and spend the rest of the day photographing wildlife as we travel through the park.

Mid morning we will either have a packed breakfast at one of the picnic spots or at one of the nearby camps, this will also give us time to chat about the mornings viewing and images captured.

We will stop for lunch at one of the main camps in the park before continuing on our afternoons drive and game viewing, and before heading back to Nelspruit in the evening we will look for a great spot for some sunset shots.

#### Workshop Size

To ensure personal attention the workshops will be restricted to 6 participants.

#### Included

##### Day 1 - Theory

- < Workshop
- < Laminated field notes
- < Cd with photo resources

- < Tea, coffee and water
- < Snacks and lunch

#### Day 2 - Kruger National Park - Day Trip

- < Photographic instruction throughout the day
- < Services of professional guides
- < Return transfers from Nelspruit (collection and drop off point to be confirmed)
- < S.A citizens park entrance fees
- < Full day game driving in The Kruger
- < Use of open game viewing vehicle in the Kruger
- < Light breakfast and snacks
- < Soft drinks and water on the drives

#### Excluded

- < Lunch in the Kruger
- < Drinks other than those supplied on the vehicle
- < Accommodations

#### Cost

R 2100 per person

#### What to bring

- < DSLR camera that allows you to set aperture, shutter speed and ISO
- < Your camera manual if you have it
- < Lenses, we recommend a wide angle (18 - 70mm) and then a longer lens (300 - 400mm)
- < Tripod
- < Hat and sunscreen
- < Note pad

#### Workshop Dates

26 -27 November 2011

To book or enquire about this workshop, please visit the relevant booking forms and information.

<http://www.africanphotographicadventures.co.za/index.php/workshops/>

Visit <http://www.cavern.co.za/photographic.php> for info on the

## **Drakensberg Photographic Workshop**

### **2011 Dates:**

12-14 Aug

### **Cost: R1580 pps**

Derek and Norma Pearman will be hosts at the Cavern's Drakensberg photographic workshop. There is no couple more active in photography than Derek and Norma. Derek has served as PRO, Vice President and President of the Photographic Society for over 20 years, and both he and Norma have been taking photographs since their school days over 30 years ago.

Over the years the Pearmans have shared their adventures, knowledge and skills with other photographers by judging, giving lectures and holding workshops at camera clubs around the country. They also organise numerous events run by the Photographic Society such as regional conferences and the annual PSSA Congress.

Norma teaches photography skills at flower clubs while Derek does the same for Wildlife Society members. He recently instructed groups of game rangers at the Pilansberg Nature Reserve and Londolosi Game Reserve on basic photographic techniques. Derek regularly lectures on photography to media students at the Johannesburg Technikon and has given courses to over 200 students at the University of Pretoria. Derek and Norma have presented several

Derek and Norma invite you to join them for a weekend photographic workshop in the beautiful setting of The Cavern.

The workshop, from basic to advanced, will encompass:

- ~ Á W} á ^ ! • c æ} á ã } \* Á ± ^ [ ~ ! q Á ^ ~ ~ ã ] { ^ } c È Á Ø ã | { Á [ ! Á á ã \* ã c æ | Á ,
- ~ Á Ô [ { ] [ • ã c ã [ } Á æ} á Á æ á á ã } \* Á ã { } æ & c Á c [ Á ^ [ ~ ! Á ] ã & c ~ ! ^ •
- ~ Á Ô ! ^ æ c ã ç ^ Á ~ • ^ Á [ ~ Á ~ ã | c ^ ! •
- ~ Á T æ & ! [ Á ~ • ã } \* Á ~ | æ • @ ã } \*
- ~ Á T - exposure and other tricks
- ~ Á Þ ã \* @ c Á ] @ [ c [ \* ! æ ] @ ^
- ~ Á V @ ^ Á • ^ & ! ^ c Á [ ~ Á ~ • ã } \* Á | ã \* @ c
- ~ Á V @ ^ Á æ ! c Á [ ~ Á • ^ ^ ã } \* Á æ } á Á & ! ^ æ c ã } \* Á æ Á ] @ [ c [ \* ! æ ] @

Please contact Derek via e-mail to [photoman@lantic.net](mailto:photoman@lantic.net) or telephone 083 274 3781 or 011 391 5191 (evenings) if you have any questions regarding the workshop.

**DEREK PEARMAN HON. FPSSA, FPSSA**

**NORMA PEARMAN FPSSA**

**Cell: 083-274-3781**

**E-Mail: [photoman@lantic.net](mailto:photoman@lantic.net)**

## 4. Competitions

### 2011 Rio Tinto/PMC Bird Photographic Competition



Rio Tinto

Calling all photographers in the Ba -Phalaborwa and Hoedspruit Communities. Here is your chance to show of f your photographic skills and stand a chance to win one of the prizes up for grabs. The competition will run from April 2011 | September 2011 , with a different category per month. Each of the categories will have two sections | Wannabe (amateur) and Fanat ic (more professional).

Entries must be submitted by the last working day of the month in order to be eligible for that month's competition.

Category	Month	Subject
1	April	Waders
2	May	Raptors
3	June	Garden Birds
4	July	Bushveld Birds
5	August	Nectar Feeders
6	September	Water Birds

For more information and the submission of entries pls contact Linda Desmet ([linda.desmet@riotinto.com](mailto:linda.desmet@riotinto.com))

## 5. Upcoming Events

### Our Next Meeting

Our next club meeting will be held on Tuesday, 6<sup>th</sup> September 2011 at the Mondi Sports Grounds conference room (Woodpeckers) in Richards Bay at 19h00. The theme is People. The following definition for the theme *people* has been decided upon: "Images may be head and shoulders or full figure of a person(s) depicting the subject's character or emotion at that moment. Digital manipulation will be allowed"

### The Next Special Interest Group Meeting

The Committee has decided to implement Special Interest Groups (SIG) that will meet once a month additional to our normal Club meetings for those who want to learn more about specific areas of photography. It will give members the chance to learn from each other, go to different places to take photographs and get to use equipment that they may not have access to. There will be a coordinator for each group who will arrange the meetings/ outings.

V @ ^ Á Ù Q Õ q • Á . ã | | Á à ^ Á æ • Á ~ [ | | [ , • K

Macro Photography with coordinator Hendrik Louw

Studio Photography with coordinator Manie Combrinck

Wildlife Photography with coordinator Sias van Schalkwyk


Photoshop with coordinator Peter Martin.

Peter Martin is busy organising another **Photoshop** SIG for September. The previous Photoshop was held on 29 August 2011. The workshop, covering basic PS procedures was attended by about 12 members & was well received. **The follow up workshop would cover- Selections É Right tools/fast selections/feathering Layers Intro Ë Organising layers/combining layers/use of layer masks/create adjustment layers/masking/blending effects.** It would be designed for those who are already familiar with the content of the introductory workshop. To let Peter know that you are interested in this SIG, please contact him at [pjmartin@zwn.co.za](mailto:pjmartin@zwn.co.za).

We will inform you per email of the exact date for this Photoshop Special Interest Group (SIG) meeting.

### Beachcombers weekend at Toboti in Hluhluwe-Imfolozi Game Reserve

A few lucky members of our Club will be staying at the Toboti camp in the Hluhluwe-Imfolozi Game Reserve during the weekend of 3 September 2011. They will surely come back with some stunning photos, like these below, taken by Manie during the stay there last year:



## PSSA Congress Hartebeespoort 1 Æ 6 October 2011

Hartebeespoort, also known as Harties, is a small resort town in the North West Province of South Africa, situated on the slopes of the Magaliesberg mountain and the banks of the Hartebeespoort Dam. The name of the town means "gateway of the hartbees" (a species of antelope) in Afrikaans. It was previously known as Schoemansville, named after General Hendrik Schoeman, a Boer General in the Anglo-Boer War, who owned the farm that the Hartebeespoort Dam was built on. Hartebeespoort is home to the Om Die Dam (English: Around the dam) ultra marathon of 50 km, which takes place annually in the first half of the year.

With so much to offer, Harties has become the playground for Gauteng and North West. The town consists mainly of holiday homes around the dam. Be it outdoor activities, a smorgasbord of restaurants and lively pubs, diverse shopping experiences or an excellent break-away, Harties offers visitors an array of authentic experiences. The 20 square kilometer dam, perfectly set at the foothills of the majestic Magaliesberg Mountains, is a mere 30 minutes from Johannesburg and Pretoria where the Jacaranda trees will be in full bloom at the time.

Early Bird packages expire 30 June 2011. Make sure you do not miss out!  
Registration form attached. List of accommodation attached.

### WHAT TO BUDGET

Early Bird Packages expire on 30 June 2011

Early Bird Package 1: (Congress fee only, no accommodation): R990 pp until 30 June, R1200 pp after  
Early Bird Rustic Package 2: (Congress fee & accommodation): R1600 pp until 30 June, R1800 pp after  
Early Bird Bushveld Package 3: (Congress fee & accommodation): R1900 pp until 30 June, R2100 pp after  
Early Bird Guest House Package 4: (Congress fee & accommodation): R2400 pp until 30 June, R2600 pp after

Non-PSSA members add R400 for individual membership or R510 for joint membership on fees quoted above

### WHERE TO STAY

For Early Bird Packages 2, 3 and 4 above, you can book with Madelene Kruger at [madelene.di@connectit.co.za](mailto:madelene.di@connectit.co.za) or contact her on 083 273 4076.

For more accommodation options to be booked by you, check out the attached list.

### WHAT TO EXPECT (included in Congress fee)

- Plenty options, you can customise your own programme at your own leisure!
- Sponsor specials and discounts (coupon book)
- For the opening night of Congress 2011, a spitbraai with a drumming event
- Three meals a day, except two dinners on own account (more than 50 restaurants in a 20 km radius)
- Coffee and rusks early morning
- Early morning mountain hikes for nature and landscape photos or vistas around the dam
- Catered breakfast & lunch every day
- Plenty of workshops and interesting talks
- Excellent national and international speakers
- A day safari excursion armed with a coolbox
- A potjiekos dinner followed by a rock concert
- A bushveld braai after a showing of all panels on one of the evenings
- Movies on Ansel Adams, Henri Cartier-Bresson
- The Honours banquet on the final evening!

### WHAT ELSE TO DO (entry fees apply)

A thrill a minute and you are there with your camera!

- A Model Shoot (only 160 delegates will be able to attend at R60 pp)
- Daily photo competitions on previous day's photos (R10)
- The Magalies Canopy Tour
- The Ama Zwing Zwing Zip Line Tour
- Toro Ya Me cruises on the dam
- The Welwitschia Country Market
- The Chameleon Village Lifestyle Junxion and Reptile Park
- Bill Harrop's balloon Safaris
- Discover Ballooning
- Bush Babies - The Monkey Sanctuary
- The Sun Africa Art Shopping Experience
- The Elephant Sanctuary
- The Anne van Dyk Cheetah Centre
- The De Wildt 4x4 trails
- The Miracle Waters Scuba Experience
- The Sparkling Waters Health Spa
- The Cradle of Humankind

[www.pssa.co.za](http://www.pssa.co.za) for more information and links to all the above events

## PSSA Magazine Competition

It is PSSA magazine competition time again. We will be entering the competition again this year so hold your thumbs! The closing date is 31<sup>st</sup> July 2011 and the winners will be announced at the Congress.

## 6. iMfolozi Mountain Bike Challenge Feedback

### Taking Photographs on the Wild Side

By Manie Combrinck



Being a member of the Beachcombers Photography Club has many advantages. One of them is that you can, once a year for a weekend, camp free of charge in the Umfolozi Game Reserve and take pictures of one of the most unique mountain bike races in the world. In addition to getting your camping for free, you also get free food on Friday and Saturday evening.

The Umfolozi Challenge is an annual Mountain bike challenge through the Big 5 invested Umfolozi Game Reserve in the Northern Parts of Kwazulu Natal. The 55km route is limited to the first 350 lucky cyclists to register. You may then, on your mountain bike, cycle through the sanctuary section of the oldest game reserve in South Africa and mix it with the lions, elephant, buffalo, rhino, leopard, hyena and wild dogs.

This year, the Umfolozi Challenge, as usual, took place on 30 July. As usual, we sent a contingent of 7 photographers to cover the event and as usual we all enjoyed it tremendously. What was unusual this year was that there was a forced change to the route that was used for the previous 6 events. Due to the heavy rain we had in the days preceding the event, the Umfolozi River became flooded. It was not too deep to cross for the cyclists but the motor vehicles and safety vehicles that would precede and follow them, would not be able to cross. Also, due to the water being high and murky, there was a danger of crocodiles. The organizers had to cancel or find an alternative route at very short notice.



The organizers rose to the challenge and mapped out a new 40km route through the middle of the game reserve. There was a lot of concern over this new route as it was partially on single track game trails and people hardly ever enter this part of the game reserve. In the days leading up to the event, lion, buffalo, elephant and rhino were found along the route. The organizers therefore decided that all cyclists should stay in pelotons of about 20 as there is safety in numbers. Nobody was allowed to cycle on their own or to race. It became a social ride.



As a result of the changes to the route, we also had to change the places where the photographers would be stationed. We could not choose the best photographic places as the organizers decided to place the photographers at the different water points along the route. Marthie covered the start and finish.



This is one of the few weekends in the year that I exchange my camera for my mountain bike as I participated in the race. The new route proved to be very scenic leading us along some magnificent viewpoints (which were of course preceded by some steep climbs) and along a part of the Mfolozi River that is rarely seen. The ride was also much gentler than in the past as we had to stay together in a group and there was no racing.

After the race, the photographers uploaded their photographs to a website from where the cyclists who participated in the race can download their photographs free of charge. To take the photos, therefore able to give a free service to the cyclists.



And then, as a cherry on the cake, just as nearly everybody has left, a wild dog caught a nyala in the Game Capture Centre 20 meters from where the photographers camped the Friday and Saturday evening. Unfortunately we have all left by the time this happened. Only one honorary parks board member was still around to capture the spectacle in pixels. It just goes to show, there is never a dull moment during the Mfolozi Challenge.



If you want to view the photos that the Club Members took during the event, head over to our website, [www.beachcombersclub.co.za](http://www.beachcombersclub.co.za) and click on the link to the photos.





## 7. Salons 2010

Get all the information on the upcoming salons from the PSSA website at [www.pssa.co.za](http://www.pssa.co.za). We also wish to remind you that a trophy is awarded to the Club member who receives the most number of Salon acceptances during the year. You must therefore ensure that you enter as many salons as possible. You also need salon acceptances to be promoted from three to four star and four to five star.

<b>AUGUST 2011</b>	<b>SALON</b>	<b>Krugersdorp National Salon</b>
	<b>COUNTRY</b>	<b>Krugersdorp, South Africa</b>
	<b>CLOSING DATE</b>	<b>6<sup>th</sup> August 2011</b>
	<b>JUDGING DATE</b>	
	<b>INFO</b>	<p><b>Salon Director:</b> Willem van Zyl (c) 082 452 4050 email: <a href="mailto:vanz_y_wi@mtn.co.za">vanz_y_wi@mtn.co.za</a></p> <p><b>Categories:</b></p> <ul style="list-style-type: none"> <li>&lt; Nature General (no birds)</li> <li>&lt; Nature (birds only)</li> <li>&lt; Pictorial General</li> <li>&lt; Pictorial . human portraits</li> <li>&lt; Pictorial . photojournalism</li> <li>&lt; Manipulated Nature</li> </ul> <p><b>Rules and Regulations</b></p> <div style="text-align: center;">  <p><a href="#">Brochure</a></p> </div>

<b>AUGUST 2011</b>	<b>SALON</b>	<b>WRPC Digital Salon (West Rand Photography Club)</b>
	<b>COUNTRY</b>	<b>South Africa</b>
	<b>CLOSING DATE</b>	<b>28<sup>th</sup> August 2011</b>
	<b>JUDGING DATE</b>	
	<b>INFO</b>	<p><b>Salon Director:</b> Louise McDuling (c) 083 493 3113 011 679 2443 email: <a href="mailto:lcricri@mweb.co.za">lcricri@mweb.co.za</a></p> <p><b>Categories:</b></p> <ul style="list-style-type: none"> <li>&lt; Panorama</li> <li>&lt; Portraiture monochrome</li> <li>&lt; Open Pictorial</li> <li>&lt; Table Top</li> </ul> <p><b>Conditions of Entry</b></p> <p> <a href="#">Conditions of Entry</a></p> <p><b>Tutorial</b></p> <p> <a href="#">Tutorial - EMMA Connect for Salons</a></p>

<b>SEPTEMBER 2011</b>	<b>SALON</b>	<b>Boksburg Salon</b>
	<b>COUNTRY</b>	<b>Boksburg, South Africa</b>
	<b>CLOSING DATE</b>	<b>10<sup>th</sup> September 2011</b>
	<b>JUDGING DATE</b>	
	<b>INFO</b>	<p><b>Salon Director:</b> Tony Stacey (c) 084 837 0058 email: <a href="mailto:tony.momentsintime@gmail.com">tony.momentsintime@gmail.com</a></p> <p><b>Categories:</b></p> <ul style="list-style-type: none"> <li>&lt; Nature (no birds)</li> <li>&lt; Nature (birds only)</li> <li>&lt; Pictorial Open</li> <li>&lt; Portraiture . human only</li> <li>&lt; Sport</li> <li>&lt; Open macro</li> </ul> <p><b>Rules and Regulations</b></p> <p> <a href="#">Brochure</a></p>

<b>OCTOBER 2011</b>	<b>SALON</b>	<b>7<sup>th</sup> Beachcombers Digital Salon</b>
	<b>COUNTRY</b>	<b>Richards Bay, South Africa</b>
	<b>CLOSING DATE</b>	<b>15<sup>th</sup> October 2011</b>
	<b>JUDGING DATE</b>	
	<b>INFO</b>	<p><b>Salon Director:</b> Manie Combrinck (c) 082 490 5075 email: <a href="mailto:manie.c@mweb.co.za">manie.c@mweb.co.za</a></p> <p><b>Categories:</b></p> <ul style="list-style-type: none"> <li>&lt; Pictorial</li> <li>&lt; Nature</li> <li>&lt; Sport</li> <li>&lt; Scapes</li> <li>&lt; Altered Reality</li> <li>&lt; Monochrome</li> </ul> <p><b>Brochure:</b></p> <p> <a href="#">Brochure</a></p> <p>To enter: <a href="http://www.photovaultonline.com">www.photovaultonline.com</a></p>

Congratulations to our members whose images were accepted at the recent Highveld Digital Images Salon. Below are the images.

**NOBBY CLARKE:**



Short tail - pictorial

**MANIE COMBRINCK:**



St Lucia Sunrise . pictorial



Renoster koei en kalf . nature (excl. birds)

**PETER MARTIN:**


Fairlane . pictorial - see our front page

**GAVIN FORDHAM:**

Double trouble . pictorial



Sunburnt . nature (excl. birds)

**SIAS VAN SCHALKWYK:**

Dove landing - nature (birds only)



Children of hope - photojournalism


## 8. Member News

### 8.1 August Club Competition

Congratulations to all the COM recipients of our August Club Competition. Here are the images:



Nesmaak 7 - Manie Combrinck



Flying Fish - Hendrik Louw



Zebra BW - Manie Combrinck



North Pier - Gavin Fordham



Bush Dawn - Peter Martin



Dollosse - Peter Martin



Harvard Wings - Sias van Schalkwyk




Aggressive Crab - Hendrik Louw . theme advanced & overall advanced winner



Having Fun - Desmond Millin



Slave To The Power - Gavin Fordham



St Lucia Sunrise - Manie Combrinck



launching - Hendrik Louw . open advanced winner



Summer - Jane Ferraris



Rescue at Sea - Desmond Millin



Flying manouvers - Lara Staal



Vera Aspeling - Arista Daley



Pampas Haze - Jeremy Smith



Dewy Dandelion - Chantelle King . open novice & novice overall winner



Beachcomber - Marnus Combrinck - Novice Theme winner

## 8.2 Beachcombers Club Members

We would like our members to get to know their fellow members and will try to get photos of all of you so c @æc Á , ^ Á & æ} Á • c æ! c Á à ^ Á | Below is what we have so far | Thank you Jané, for taking Á Á these photos of our members for us. One thing is for sure . we are a friendly bunch!



Werner-Hein Zeelie



Sias van Schalkwyk



Reginald Scully



Peter Lickfold



Nobby Clarke



Cornelius van der Merwe



Mrs. Khan



Farouk Khan



Manie Combrinck



Lara Staal



Debbie Smith



Mark Sanders



Jeremy Smith



Hennie Homann



Connie McCarthy



Hendrik McCarthy







